

# gemini.premium 1210



## Model Code F5653

date of issue 30-08-22 revision 00  
revision of 25-11-22 (the present replaces any previous versions)

**Designer:** Bernard Masson.

**Structure:** pinewood, multilayer and plywood covered with polyurethane foam.

**Spring system:** elastic webbing

**Seat Padding:** seat cushions in ecological polyurethane foam, covered with 100% polyester padding

**Back Padding:** backrests and headrests in ecological polyurethane foam, covered with 100% polyester padding

**Arm Interior:** armrests in ecological polyurethane foam, covered with 100% polyester padding

**Removability:** not available

**Sewing:** leather coverings feasible with contrast stitching in the colors available; cuts and sewing vary on microfibre (or fabric) coverings.

**Mechanisms:** recliner versions equipped with electrically liftable headrests and electrically powered recliner mechanisms, with a sequential movement operated by a touch-pad positioned underneath the backrests. Manually liftable headrests on recliner versions with manual headrests and on fixed (non-reclining) versions. The depth of the model with open recliner is 146 cm. The height of the model with lift-up headrests is 91 cm.

**Standard feet:** metal feet, h 14 cm, with standard matt black finish. Alternatively, it is possible to choose among the following finish options: graubraun or antique bronze. Some versions may be equipped with hidden feet with a supporting structural function.

### Density of seat and back kg/cbm (±5%) (1)

Markets	Seat	Back
I	35 Medium	27
D - NL - CH	35 SOSTENUTO hard	28 hard
USA - California		
GB	37 fire retardant	31 fire retardant
Others	35 Medium	27

Note: when no values/contents are specified in the chart, please refer to 'Others' field/area.

(1) Density: volume mass apparently determined on materials without any kind of covers and according to the UNI EN ISO 845 regulations. Indicated values refer to production averages; the Company reserves the right, if needed, to make changes to the declared technical characteristics. Before use, it is advisable to look at the SAFETY INFORMATION TECHNIQUE for info regarding use and protection of people and of the environment, in compliance with existing EEC regulations.

### Coverings

	suggested	not suggested	not possible
thick leathers	✓		
thin elastic leathers	✓		
natural leathers	✓		
fabric*	✓		
microfibre*	✓		
leather + split	✓		
DeLuxe			✓
multi colour**			✓
multi-category**			✓
multi covering**			✓

Please note: for not removable models, only one colour fabric covers are available.

\* fabrics and microfibers are not available for the U.K. market

### Components / Optional vers.



psot

P700

### Feet



PM2251

PM2254

### Ottoman



With the reservation of carrying for production purposes and without advanced notices modifications on the materials, coverings and dimensions of the product as indicated in the relevant specification. The given dimensions and volume are of indicative value being subject to the production process tolerances. For normal use, the following maximum loads are recommended: Armchairs max. 120 kg, 2-seat sofas max. 200 kg (2x100 kg), 3-seat sofas max. 240 kg (3x80 kg). Use with loads exceeding the indicated values may cause the sofa/armchair or its components to break.

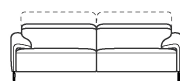
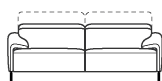
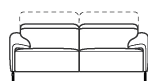
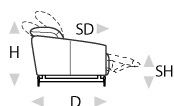


↑ fold following the dotted line ↑

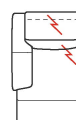
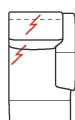
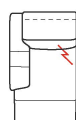
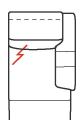
# gemini.premium 1210



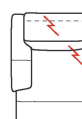
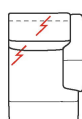
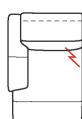
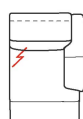
L Length - H Height - D Depth - SH Seat Height - SD Seat Depth  
Dimensions refer to maximum sizes of the version with closed mechanism (where available).



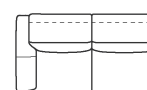
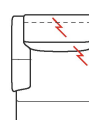
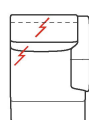
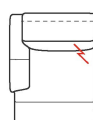
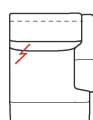
dimensions	L 180 H76 D105 SH44 SD57	L 200 H76 D105 SH44 SD57	L 220 H76 D105 SH44 SD57	L 90 H76 D105 SH44 SD57	L 90 H76 D105 SH44 SD57
version code	200	240	300	B 68	B 69
Description	2 seater	2 1/2 seater	3 seater	mini chair raf	mini chair laf



L 90 H76 D105 SH44 SD57	L 90 H76 D105 SH44 SD57	L 90 H76 D105 SH44 SD57	L 90 H76 D105 SH44 SD57	L 100 H76 D105 SH44 SD57	L 100 H76 D105 SH44 SD57
D 84	D 85	C 36	C 37	110	120
rhf el.rec.mini ch.man.hrest	lhf el.rec.mini ch.man.hrest	rhf el.rec.mini chair	lhf el.rec.mini chair	1 right arm facing chair	1 left arm facing chair



L 100 H76 D105 SH44 SD57	L 100 H76 D105 SH44 SD57	L 100 H76 D105 SH44 SD57	L 100 H76 D105 SH44 SD57	L 110 H76 D105 SH44 SD57	L 110 H76 D105 SH44 SD57
D 86	D 87	173	174	114	124
rhf el.rec.chair man.hrest	lhf el.rec.chair man.hrest	elec.rec.chair 1arm raf	elec.rec.chair 1arm laf	rhf maxi chair	lhf maxi chair



L 110 H76 D105 SH44 SD57	L 110 H76 D105 SH44 SD57	L 110 H76 D105 SH44 SD57	L 110 H76 D105 SH44 SD57	L 183 H76 D105 SH44 SD57	L 183 H76 D105 SH44 SD57
D 88	D 89	612	613	251	252
rhf el.rec.maxi ch.man.hrest	lhf el.rec.maxi ch.man.hrest	1raf maxi chair rec.el	1laf maxi chair rec.el	1 right arm fac.2 1/2 str	1 left arm fac. 2 1/2 str

↓ fold following the dotted line ↓

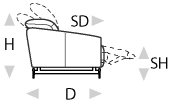


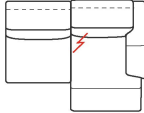
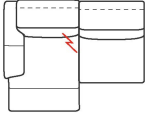
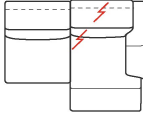
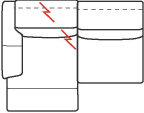

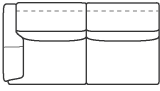
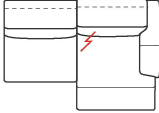
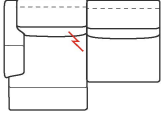
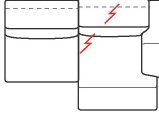
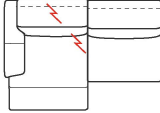
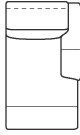
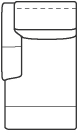

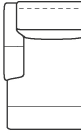



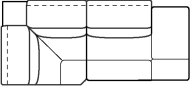
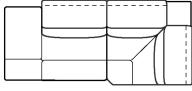
↑ fold following the dotted line ↑

# gemini. premium 1210



L Length - H Height - D Depth - SH Seat Height - SD Seat Depth  
 Dimensions refer to maximum sizes of the version with closed mechanism (where available).



					
<p>dimensions                      L 183                      H76 D105 SH44 SD57</p>	<p>dimensions                      L 183                      H76 D105 SH44 SD57</p>	<p>dimensions                      L 183                      H76 D105 SH44 SD57</p>	<p>dimensions                      L 183                      H76 D105 SH44 SD57</p>	<p>dimensions                      L 203                      H76 D105 SH44 SD57</p>	
<p>version code                      AS0</p>	<p>version code                      AS1</p>	<p>version code                      G06</p>	<p>version code                      G07</p>	<p>version code                      310</p>	
<p>Description                      man.headr.el.rec.rhfman.headr.el.rec.lhf                      2 1/2 str</p>	<p>Description                      man.headr.el.rec.lhf                      2 1/2 str</p>	<p>Description                      rhf 2 1/2 seater                      el.rec.</p>	<p>Description                      lhf 2 1/2 seater                      el.rec.</p>	<p>Description                      1right arm facing                      3 str</p>	
					
<p>dimensions                      L 203                      H76 D105 SH44 SD57</p>	<p>dimensions                      L 203                      H76 D105 SH44 SD57</p>	<p>dimensions                      L 203                      H76 D105 SH44 SD57</p>	<p>dimensions                      L 203                      H76 D105 SH44 SD57</p>	<p>dimensions                      L 203                      H76 D105 SH44 SD57</p>	<p>dimensions                      L 100                      H76 D165 SH44 SD117</p>
<p>version code                      320</p>	<p>version code                      AS2</p>	<p>version code                      AS3</p>	<p>version code                      403</p>	<p>version code                      404</p>	<p>version code                      410</p>
<p>Description                      1left arm facing 3                      str</p>	<p>Description                      man.headr.el.rec.rhfman.headr.el.rec.lhf                      3 str</p>	<p>Description                      man.headr.el.rec.lhf                      3 str</p>	<p>Description                      1rgt arm fac.3str                      elec.rec.</p>	<p>Description                      1lft arm fac.3str                      elec.rec.</p>	<p>Description                      chaise lon.rhf                      arm fac</p>
					
<p>dimensions                      L 100                      H76 D165 SH44 SD117</p>	<p>dimensions                      L 110                      H76 D165 SH44 SD117</p>	<p>dimensions                      L 110                      H76 D165 SH44 SD117</p>	<p>dimensions                      L 203                      H76 D105 SH44 SD57</p>	<p>dimensions                      L 213                      H76 D105 SH44 SD57</p>	<p>dimensions                      L 113                      H76 D113 SH44 SD57</p>
<p>version code                      420</p>	<p>version code                      601</p>	<p>version code                      602</p>	<p>version code                      243</p>	<p>version code                      330</p>	<p>version code                      040</p>
<p>Description                      chaise lon.lhf                      arm fac</p>	<p>Description                      maxi chaise                      lon.rgt arm fac.</p>	<p>Description                      maxi chaise                      lon.lft arm fac.</p>	<p>Description                      2 1/2 seater with                      no armrests</p>	<p>Description                      3 str with no                      armrests</p>	<p>Description                      square corner</p>
					
<p>dimensions                      L 245                      H76 D113 SH44 SD57</p>	<p>dimensions                      L 245                      H76 D113 SH44 SD57</p>				
<p>version code                      043</p>	<p>version code                      044</p>				
<p>Description                      sq.cor.chr.sq.mer.                      rig.fac.</p>	<p>Description                      sq.cor.chr.sq.mer.                      left                      fac.</p>				

↓ fold following the dotted line ↓

