

benjamin.premium 1150



Model Code F5588

date of issue 13-03-19
 revision 00 of 11-03-20
 (the present replaces any previous versions)

Designer: centro studi interno

Structure: pinewood, beechwood, multilayer and plywood covered with polyurethane foam.

Spring system: elastic webbing

Seat Padding: seat cushions in ecological polyurethane foam covered with 100% polyester layer

Back Padding: in ecological polyurethane foam covered with 100% polyester layer

Arm Interior: armrests in ecological polyurethane foam covered with 100% polyester layer

Removability: not available

Mechanisms: the model is equipped with headrests that can be manually lifted. The height of the model with lifted headrests is 99 cm. Recliner versions available with electric recliner metal mechanisms operated by a button panel positioned on the internal sides. The maximum depth of the model with open recliner is 155 cm.

Components: button panel (puls_usb) equipped with USB connector which allows several devices to be plugged.

Standard feet: the model is lifted 13.5 cm off the floor. PM2097 (on armrest sides only), PM2087 on meridiem terminal sides and PM2098 on version 190, all in shiny metal also available with satinized, titanium or graubraun finish. Some versions may be equipped with hidden feet with a supporting structural function.

Density of seat and back

Markets	Seat	Back
I	30 Medium	27
D - NL - CH		
USA - California		
GB	37 fire retardant	27 fire retardant
Others	30 Medium	27

Note: when no values/contents are specified in the chart, please refer to 'Others' field/area.

Coverings

	suggested	not suggested	not possible
thick leathers	✓		
thin elastic leathers	✓		
natural leathers	✓		
fabric*	✓		
microfibre*	✓		
leather + split	✓		
DeLuxe			✓
multi colour			✓
multi-category			✓
multi covering			✓

Please note: for not removable models, only one colour fabric covers are available.

* fabrics and microfibers are not available for the U.K. market

Multicovering / Components / Optional vers.



PULS_1

Feet



PM2097

PM2098

Ottoman



With the reservation of carrying for production purposes and without advanced notices modifications on the materials, coverings and dimensions of the product as indicated in the relevant specification. The given dimensions and volume are of indicative value being subject to the production process tolerances.

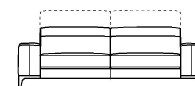
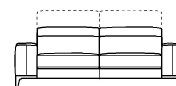
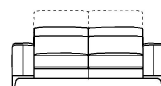
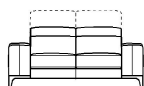
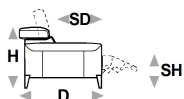


↑ fold following the dotted line ↑

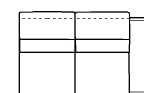
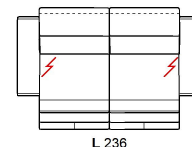
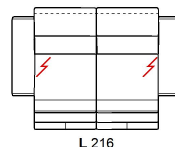
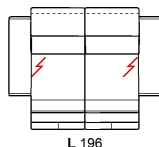
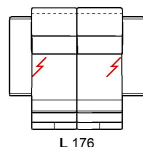
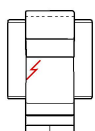
benjamin. premium 1150



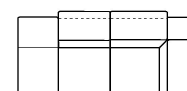
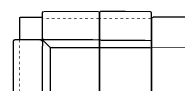
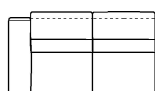
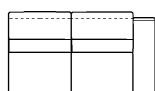
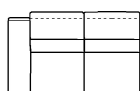
L Length - H Height - D Depth - SH Seat Height - SD Seat Depth
Dimensions refer to maximum sizes of the version with closed mechanism (where available).



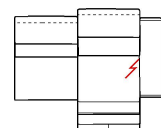
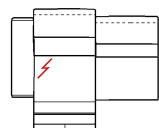
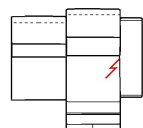
dimensions	L 104 H78 D106 SH45 SD55	L 172 H78 D106 SH45 SD55	L 194 H78 D106 SH45 SD55	L 214 H78 D106 SH45 SD55	L 234 H78 D106 SH45 SD55
version code	190	200	240	300	F 82
Description	small chair	2 seater	2 1/2 seater	3 seater	3 seater xl



L 106 H78 D106 SH45 SD55	L - H- D- SH- SD-	L - H- D- SH- SD-	L - H- D- SH- SD-	L - H- D- SH- SD-	L 168 H78 D106 SH45 SD55
566	Y00	Y01	Y03	Y38	251
small chair el. rec.	c37 + c36	174 + 173	613 + 612	q89 + q88	1 right arm fac.2 1/2 str



L 168 H78 D106 SH45 SD55	L 187 H78 D106 SH45 SD55	L 187 H78 D106 SH45 SD55	L 106 H78 D106 SH45 SD55	L 227 H78 D106 SH45 SD55	L 227 H78 D106 SH45 SD55
252	310	320	040	043	044
1 left arm fac. 2 1/2 str	1right arm facing 3 str	1left arm facing 3 str	square corner	sq.cor.chr.sq.mer. rig.fac.	sq.cor.chr.sq.mer.left fac.



L 168 H78 P106 HS45 PS55	L 168 H78 P106 HS45 PS55	L 188 H78 P106 HS45 PS55	L 188 H78 P106 HS45 PS55
L - H- D- SH- SD-	L - H- D- SH- SD-	L - H- D- SH- SD-	L - H- D- SH- SD-
Y32	Y33	Y34	Y35
174 + 130	130 + 173	613 + 144	144 + 612

↓ fold following the dotted line ↓

