

**Model Code F2610**

revision 00 of 01-08-19  
(the present replaces any previous versions)

**Designer:** centro studi interno

**Structure:** pinewood, beech-wood, multilayer and plywood covered with polyurethane foam. Metal frame on sides, covered with 05 Dark Brown colored regenerated cuoietto leather, also available in the following colors: 01 Russian leather, 02 Black, 29 Dove-Grey.

**Spring system:** elastic webbing.

**Seat Padding:** seat cushions in diversified density ecological polyurethane foam covered with 100% polyester padding, additionally wrapped with thermo-bonded textile fabric coupled with cloth (not available on motion versions).

**Back Padding:** back cushions in feather mix

**Arm Interior:** arm cushions in feather mix

**Removability:** partially removable covers: back cushions, seat cushions, with the exception of motion versions and loose arm cushions.

**Sewing:** leather covers feasible with contrast stitching in the colors available; cuts and sewing vary on microfiber (or fabric) covers.

**Mechanisms:** manually liftable panel positioned on the upper rear side of the sofa; the panel can be manually lifted thanks to two metal joints. A 90° rotation of the panel allows the back cushions to be repositioned, thus increasing the seat depth by 20 cm and the height of the model by 19 cm. Motion versions are equipped with electric sliding seats, that can be adjusted independently through a touch pad button panel on the sides of seat cushions. With sliding seats positioned outward - opening range equal to 18 cm approximately - the depth of the seat is 77 cm, whereas the total depth of the model is 131 cm.

**Components:** the model comes equipped with n. 1 arm cushion per arm side, that can be used as lumbar support when the back is positioned upwards. The use of n. 1 arm cushion per seat is recommended.

**Standard feet:** PM2129, h. 16 cm., PM2118 base h. 16 cm on motion versions, both in shiny metal, also available with satinized, titanium or graubraun finish. Some versions may be equipped with hidden feet with a supporting structural function.

**Optional versions:** arm pillow (683) in feather mix.

**Please note:** leather covers come in combination with Lady, a soft, suede-effect microfiber fabric. Lady is a water-repellent fabric; it is placed on the rear side of back cushions and armrest cushions, both loose and reversible, and entirely covers the rear side of the sofa, both the front and rear parts, including the structure supporting the back cushions. The chosen color for the Lady fabric is not always identical to the color of the leather; it does however match with it ("tone-on-tone"). Alternatively customers may choose the desired color match and indicate their color choice on the order. The colors available for this article are shown in the Lady's folder.

With the reservation of carrying for production purposes and without advanced notices modifications on the materials, coverings and dimensions of the product as indicated in the relevant specification. The given dimensions and volume are of indicative value being subject to the production process tolerances.

**Density of seat and back**

Markets	Seat	Back
I	35 Medium	
D - NL - CH		
USA - California		
GB	37 fire retardant	
Others	35 Medium	

Note: when no values/contents are specified in the chart, please refer to "Others" field/area.

**Coverings**

	suggested	not suggested	not possible
thick leathers	✓		
thin elastic leathers	✓		
natural leathers	✓		
fabric*	✓		
microfibre*	✓		
leather + split			✓
DeLuxe			✓
multi colour			✓
multi-category			✓
multi covering			✓


Please note: for not removable models, only one colour fabric covers are available.

\* fabrics and microfibers are not available for the U.K. market

**Multicovering / Components / Optional vers.**

1162\_cus

1162\_PAR

**Feet**

PM2129

PM2118

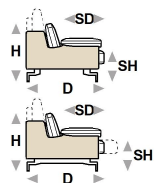
**Ottoman**

↑ fold following the dotted line ↑

# quint'essenza.cal 1162



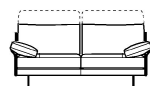
L Length - H Height - D Depth - SH Seat Height - SD Seat Depth  
Dimensions refer to maximum sizes of the version with closed mechanism (where available).



dimensions

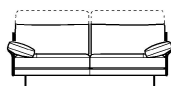
version code

Description



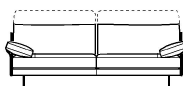
L 202  
H80 D113 SH45 SD59  
240

2 1/2 seater



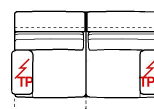
L 222  
H80 D113 SH45 SD59  
300

3 seater



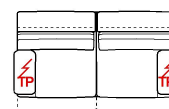
L 242  
H80 D113 SH45 SD59  
U70

large 3-seater



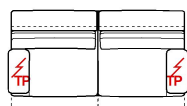
L 202  
H80 D113 SH45 SD59  
T14

2 1/2 str with  
elec.mot.



L 222  
H80 D113 SH45 SD59  
T15

3 str with  
elec.mot.



L 242  
H80 D113 SH45 SD59  
E66

3 seater maxi  
elect.mot.



L 121  
H80 D113 SH45 SD59  
U73

large rhf chair



L 121  
H80 D113 SH45 SD59  
U74

large lhs chair



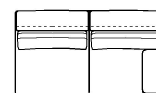
L 110  
H80 D113 SH45 SD59  
114

rhf maxi chair



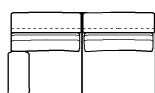
L 110  
H80 D113 SH45 SD59  
124

lhs maxi chair



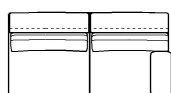
L 195  
H80 D113 SH45 SD59  
251

1 right arm fac.2  
1/2 str



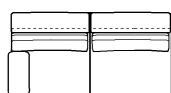
L 195  
H80 D113 SH45 SD59  
252

1 left arm fac. 2  
1/2 str



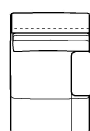
L 215  
H80 D113 SH45 SD59  
310

1right arm facing  
3 str



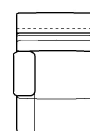
L 215  
H80 D113 SH45 SD59  
320

1left arm facing 3  
str



L 110  
H80 D158 SH45 SD104  
601

maxi chaise  
lon.rgt arm fac.



L 110  
H80 D158 SH45 SD104  
602

maxi chaise  
lon.lft arm fac.



L 25  
H14 D60 SH- SD-  
683

armrest pillow

↓ fold following the dotted line ↓

